



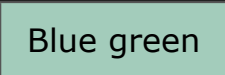

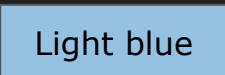
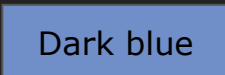

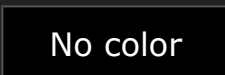





logickeyboard™

Ableton Live 9































Categories











 Dark green	Midi controller keys	 Red	Record
 Light green	Midi controller keys	 Purple	Navigation
 Blue green	Octave range	 Peach	Zooming
 Light blue	Velocity range	 Dark blue	Open & Preview
 Orange	Direct toggle	 No color	Mixed
 Yellow	Transport & View		


Shortcut list Tips

Press Ctrl/Cmd + F to activate Search field




Press Ctrl/Cmd + (+) or (-) to maximize or minimize content

Symbol	Command	Mac Keys
	Midi Controller key: C#	
	Midi Controller key: D#	
	Midi Controller key: F#	
	Midi Controller key: G#	
	Midi Controller key: A#	
	Midi Controller key: C#	
	Midi Controller key: C	
	Midi Controller key: D	
	Midi Controller key: E	
	Midi Controller key: F	
	Midi Controller key: G	
	Midi Controller key: A	
	Midi Controller key: B	
	Midi Controller key: C	
	Midi Controller key: D	

	Lower the octave range	Z
	Raise the octave range	X
	Increase incoming note velocity by 20	C
	Decrease incoming note velocity by 20	V
	Toggle between Session view and Arrangement view	Tab
	Toggle Hot-Swap Mode	Q
	Toggle Draw Mode	B
	Activate / Deactivate Track 1-8	F1 - F8
	Back to Arrangement	F10
	Return to Default	Delete
	Record	F9
	Go to Beginning	Home
	Go to End	End
	Scroll Editor Horizontally	PgUp - PgDn
	Go to Previous / Move- / Nudge Left	Arrow Left

	Go to Next / Move- / Nudge Right	Arrow Right
	Go Up / Move- / Nudge Up	Arrow Up
	Go Down / Move- / Nudge Down	Arrow Down
	Zoom In	+ on numeric keyboard
	Zoom Out	- on numeric keyboard
	Load Selected Item From Browser	Enter on numeric keyboard
	Cut	Cmd X
	Copy	Cmd C
	Paste	Cmd V
	Select all	Cmd A
	Duplicate selected item	Cmd D
	Quit program	Cmd Q
	Undo	Cmd Z
	New Live Set	Cmd N
	Open Live Set	Cmd O

	Hide / Show Overview	Cmd Opt O
	Search in Browser	Cmd F
◂◂▶	Scroll Display to Follow Playback	Cmd Shift F
	Create Fade / Crossfade	Cmd Opt F
	Quantization Off	Cmd 0
	Narrow Grid	Cmd 1
	Widen Grid	Cmd 2
	Triplet Grid	Cmd 3
	Snap to Grid	Cmd 4
	Fixed / Zoom-Adaptive Grid	Cmd 5
	Sixteenth-Note Quantization	Cmd 6
	Eight-Note Quantization	Cmd 7
	Quarter-Note Quantization	Cmd 8
	1-bar Quantization	Cmd 9
	Toggle Second Window	Cmd Shift W

	Continue Play from Stop Point	Shift Space
	Insert Audio Track	Cmd T
	Insert Midi Track	Cmd Opt T
	Hide / Show Browser	Cmd Opt B
	Show / Hide Plug-In Window	Cmd Opt P
	Toggle MIDI Map Mode	Cmd M
	Hide / Show Mixer	Cmd Opt M
	Insert MIDI Clip	Cmd Shift M
	Toggle Key Map Mode	Cmd K
 ON/OFF	Computer MIDI Keyboard	Cmd Shift K
	Move Nonadjacent Tracks Without Collapsing	Cmd Arrow Keys
	Play from Start Marker / Stop	Space
	Consolidate Selection into Clip	Cmd J
	Rename Selected Track / Item	Cmd R
	Export Audio / Video	Cmd Shift R

	Insert Scene or Silence	Cmd I
	Hide / Show In / Out	Cmd Opt I
	Split Clip at Selection or Add / Remove Stop Button	Cmd E
	Export MIDI file	Cmd Shift E
	Redo	Cmd Y
	Move Nonadjacent Scenes Without Collapsing	Cmd Up & Down Arrow
	Loop Selection	Cmd L
	Hide / Show Detail View	Cmd Opt L
	Quantize	Cmd U
	Quantize Settings	Cmd Shift U
	Group selected Tracks	Cmd G
	Ungroup Tracks	Cmd Shift G
	Save Live Set	Cmd S
	Save Live Set As...	Cmd Shift S
	Open the Preferences	Cmd ,

	Hide / Show Info View	Shift /
	Toggle Device View & Clip View	Shift Tab
	Empty mappable key	1 on numeric keyboard
	Empty mappable key	2 on numeric keyboard
	Empty mappable key	3 on numeric keyboard
	Empty mappable key	4 on numeric keyboard
	Empty mappable key	5 on numeric keyboard
	Empty mappable key	6 on numeric keyboard
	Empty mappable key	7 on numeric keyboard
	Empty mappable key	8 on numeric keyboard
	Empty mappable key	9 on numeric keyboard